

Folding Stand for MagSafe Charger

Quick Setup Guide

BE-MCS2W23

BEST BUY.
essentialsTM

Before using your new product, please read these instructions to prevent any damage.

Package contents

- Foldable Stand
- *Quick Setup Guide*

Compatibility

Supports devices with MagSafe compatibility, including iPhone 13 Pro Max, iPhone 13 Pro, iPhone 13, iPhone 13 Mini, iPhone 12 Pro Max, iPhone 12, iPhone 12 Pro, and iPhone 12 Mini.

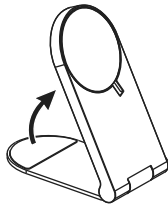
Features

- Holds your iPhone at a comfortable 70° viewing angle
- Lightweight and foldable for easy carry and storage
- Built and backed by Best Buy

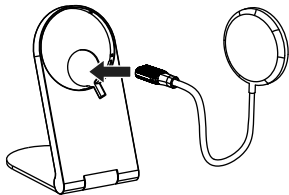
Note: For best results, use without a case, with a thin case, or with a case that has a magnetic MagSafe array.

Setting up your stand

- 1 Unfold the stand.



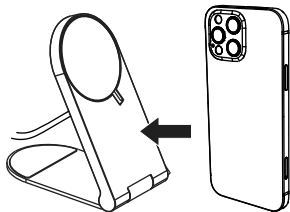
- 2 Feed the MagSafe charger's cable (not included) through the hole, then secure the charger in the stand.



- 3 Plug in the MagSafe charger.

Using your stand

- 1 Place your phone on the center of the stand (vertically or horizontally) with the screen facing out. Your phone can be used while on the stand.



- 2 To remove your phone, twist it off from the bottom.

Specifications

Dimensions (H × W × D):

4.9 × 2.36 × .5 in. (126 × 60 × 13 mm)

Weight: 2.82 oz. (80 g)

Viewing angle: 70°

Materials: PC, aluminum, and silicon

One-year limited warranty

Visit www.bestbuy.com/bestbuyessentials for details.

Contact Best Buy essentials

For customer service, call 866-597-8427 (U.S. and Canada)

www.bestbuy.com/bestbuyessentials

iPhone is a trademark of Apple Inc., registered in the U.S. and other countries

Best Buy essentials is a trademark of Best Buy and its affiliated companies.

Distributed by Best Buy Purchasing, LLC
7601 Penn Ave South, Richfield, MN 55423 U.S.A.
©2022 Best Buy. All rights reserved.